

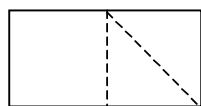
## CORNER CONNECTOR

### You will need:

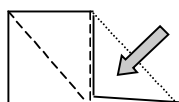
One piece of thin paper: 6" x 3" (typing paper is great)

### To Fold:

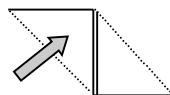
1. Create center crease by folding in half, matching short ends. Unfold.
2. Fold upper right corner down, to meet center crease along bottom edge.
3. Fold lower left corner up, to meet center crease along upper edge.
4. Fold left point down, to meet center crease at bottom edge.
5. Fold left point over to the right, refolding along the center crease.
6. Make a crease along bottom edge of upper triangle.
7. Tuck lower right point into pocket of upper triangle.
8. Create a center crease.
9. Fold to 90 degrees and stand up.
10. To connect house books, insert one corner of each house into pockets.



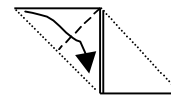
1.



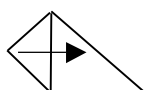
2.



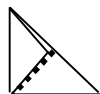
3.



4.



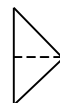
5.



6.



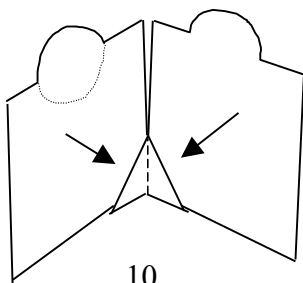
7.



8.



9.



10.