




Assalaamu Alaikum wa Rahmatullahi wa Barakatahu ya students,
Please practice writing your Alphabet letters Aa, Bb, Cc, and Dd inshaAllah over the break. I
pray that Allah blesses all of you with a wonderful EID, ameen.

UPPER CASE | MAYÚSCULA


lower case | minúscula

Aa



Airplane
Avión

Bb



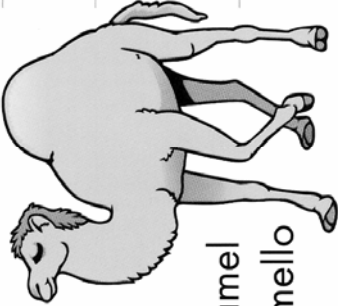
Baseball
Béisbol

Handwriting practice lines for uppercase and lowercase letters Aa and Bb. Each letter is shown with numbered arrows indicating stroke order. The letters are placed on a set of three horizontal lines (top, middle, bottom) with a dashed midline. Below the letters are several rows of empty lines for practice, including a row of dashed circles for tracing.

Also you can practice pronouncing the names of the pictures given for each letter InshaAllah.


UPPER CASE | MAYÚSCULA lower case | minúscula

C C c c



Camel
Camello

D d D d



Dinosaur
Dinosaurio

The worksheet features a large rectangular frame containing handwriting practice lines. At the top, there is a row of small circles and a crescent moon. The main area is divided into two sections. The first section is for the letter 'C', with 'UPPER CASE | MAYÚSCULA' on the left and 'lower case | minúscula' on the right. It shows large 'C's and small 'c's with numbered arrows indicating the stroke direction. A camel illustration is placed between the two rows of letters. The second section is for the letter 'D', with 'D d' and 'D d' shown with stroke order arrows. A dinosaur illustration is placed between the two rows of letters.