


STOP LOOK & learn™

Practice Fire Safety

An Educational Coloring & Activity Book



OWENTON / OWEN COUNTY VOL. FIRE DEPT.

"LEARN NOT TO BURN"

EMERGENCY 9-1-1

STOP LOOK & learn™

Practice Fire Safety

An Educational Coloring & Activity Book



©2002 A.S.I. 45815
All rights reserved.

Smoke detectors save lives!



Many home fires can be prevented if you learn and follow safety and prevention rules. It is a good idea to have smoke detectors on every floor of your home. If you call your local fire department they can help you decide the best location to have them installed in your home. Make certain to test and replace the batteries in the smoke detector on a regular basis.

Unscramble
the
FIRE SAFETY
words.



1. oredtect _____
2. esunteigixhr _____
3. ynicehm _____
4. paemfirc _____
5. aclerteilc _____
6. ghinlgti _____
7. almabmlef _____
8. specea _____

ANSWERS 1. detector 2. extinguisher 3. chimney 4. candle 5. electrical 6. lighting 7. blanket 8. escape

Be prepared!



It is a good idea to have a fire extinguisher in your home. Make certain to place it where you can easily grab it in case of a fire. A fire extinguisher should be tested yearly to make certain they are in working order. Have everyone in your family learn how to use the fire extinguisher. Know which types of fire this can be used to extinguish.



Find and circle the words
in the puzzle.

FIREPLACE

DETECTOR

CAMPFIRE

OUTLET

LIGHTER

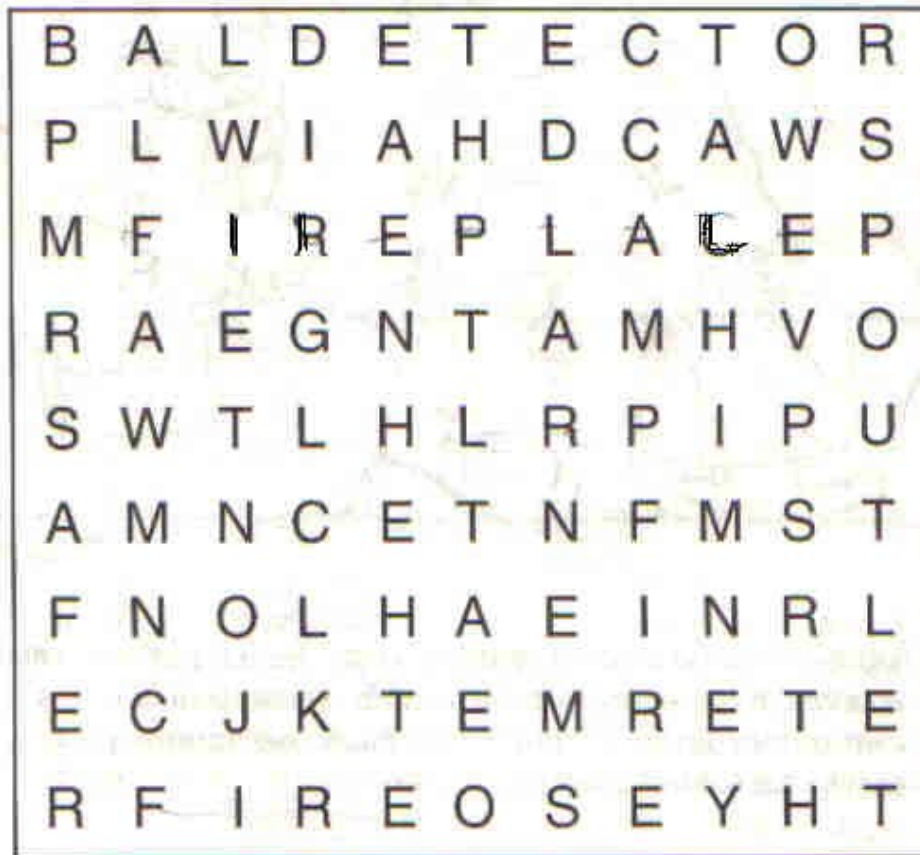
MATCHES

CHIMNEY

SAFE

FIRE

SMOKE



Store gasoline and other flammable liquids in appropriate containers.

Think safety!



Dispose of all unused newspaper, rags, and other flammable materials. Keep everything away from electrical outlets.

What other things in your home could be flammable and need to be stored safely?

How many words can you make
using the letters in


FIRE SAFETY



Find your way
through the maze!



Start



Finish



You can visit your local fire station and ask about fire safety. They will give you safety tips that can help keep you and your family safe.

Know the numbers to call in case of an emergency.
DO NOT STAY IN THE HOUSE if it is on fire. Go to the
nearest neighbor to call for help.



If your house is on fire and you are inside a closed room,
feel the door before you open it to see if it is hot. Breathing
smoke can be very dangerous! Heat rises, so there will be
more smoke higher in the room. Get on your hands and
knees and crawl to the nearest exit away from the fire.



Can you fill in the missing letters
to finish the words?

- | | |
|--------------------------|---------------------------|
| 1. g _ _ so _ _ i _ _ e | 5. pr _ _ ve _ _ ti _ _ n |
| 2. _ _ i _ h _ er _ _ | 6. _ _ me _ _ g _ _ ncy |
| 3. m _ _ tc _ _ e _ _ | 7. el _ _ c _ _ ri _ _ al |
| 4. f _ _ r _ _ pl _ _ ce | 8. f _ _ am _ _ a _ _ le |

ANSWERS:
1. gasoline 2. lighter 3. match 4. replace
5. prevention 6. emergency 7. electrical 8. female

Know the numbers to call in case of an emergency.
DO NOT STAY IN THE HOUSE if it is on fire. Go to the
nearest neighbor to call for help.



If your house is on fire and you are inside a closed room,
feel the door before you open it to see if it is hot. Breathing
smoke can be very dangerous! Heat rises, so there will be
more smoke higher in the room. Get on your hands and
knees and crawl to the nearest exit away from the fire.

**Plan ahead
for safety!**



Make an emergency escape plan with your family on what you should do in case of a fire. Plan an escape route to get out of the home in case of a fire. Agree on a meeting place outside of the home where you will gather to make certain everyone has made it out of the house safely.
Have a practice fire drill.

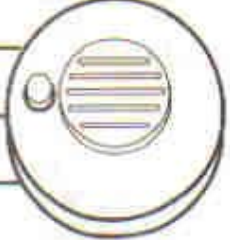
Be Safety Smart!



-
- When you enter a public building make certain to know where the nearest exits are located. Fires can happen anywhere!
 - Always be very careful to make certain your campfire is completely out. You can either cover it with dirt or have an adult help you pour water on the coals.
 - It is important to keep your fireplace and chimney clean. You can have a chimney sweep clean your chimney every year before you start using the fireplace.
 - Be careful in the kitchen. Never put anything near the stove burners. Watch out for grease fires!
 - Be careful during the holidays! Never put your tree near a fireplace or heat register.
 - Never use the elevator if you are in a burning building. Use the stairs. Be sure to check the door for heat before opening. Also check for smoke in the stairwell.
-



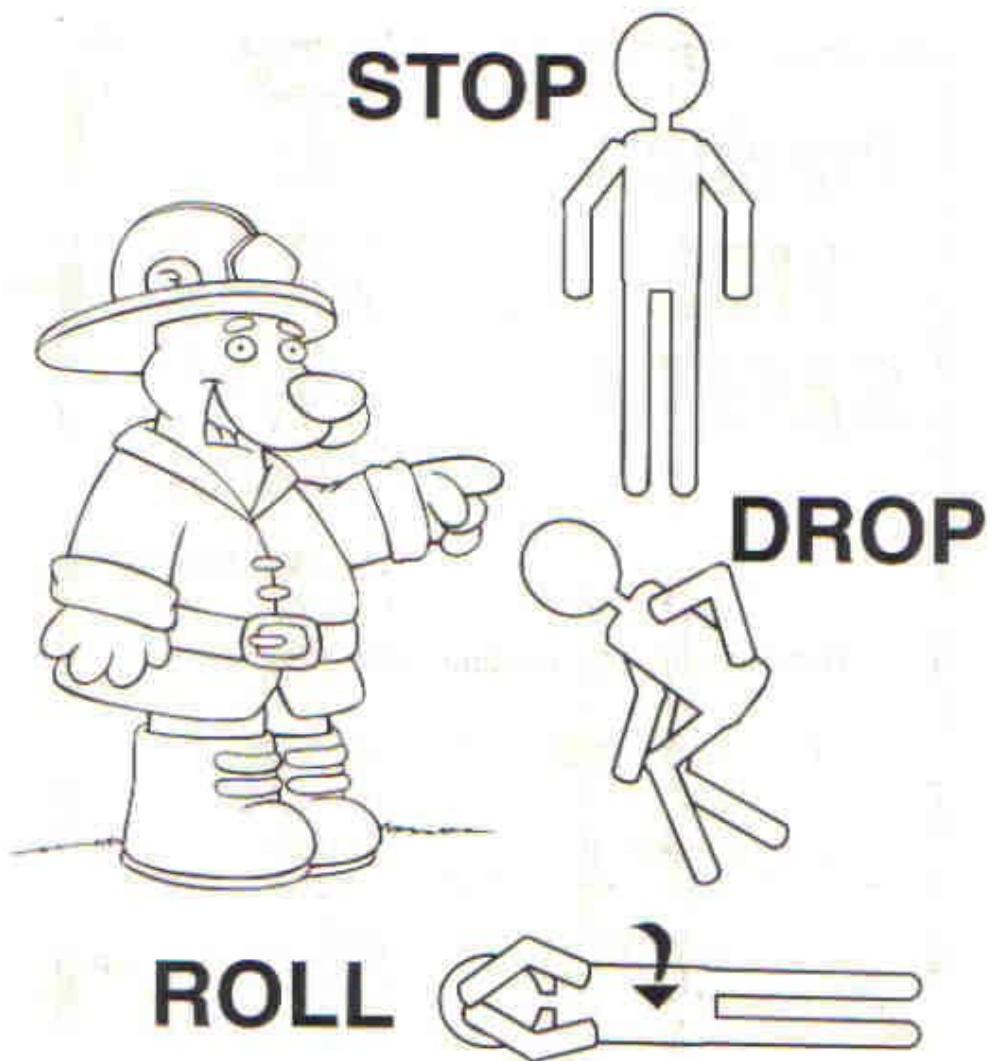
List some other ways you can make your home fire safe.



Can you fill in the missing words?

1. Make certain to _____ and replace the _____ in your smoke detectors.
2. A fire extinguisher should be tested _____.
3. Keep everything away from electrical _____.
4. You can visit your local _____ and ask about fire safety.
5. Breathing _____ can be very dangerous!
6. Make an emergency _____ plan with your family.

ANSWERS: 1. test, batteries 2. yearly 3. outlets 4. fire station 5. smoke 6. escape



If your clothing should catch on fire it is important to remember not to run. You can put out the fire if you remember to **STOP, DROP and ROLL**. If the sleeves of your clothes are not on fire use your arms to cover and protect your face.

Practice FIRE SAFETY



I, _____, will learn

(PRINT YOUR NAME)

the fire safety rules. I will regularly
test and replace the batteries in
the smoke alarms. I will also plan
and practice a home fire safety
drill with my family.

(YOUR SIGNATURE)