





# AMERICAN FLAG KIT

Show your pride in America. There's no better way than to show your colors permanently by posting the American Flag Kit.

The American Flag Kit can be installed easily in most chain link fences. It's a great way to display the stars and stripes at home, school, church, or the office; wherever there's a chain link fence. The possibilities are unlimited.

So go ahead and make a statement. Show your pride in the good old USA. It's easy with an American Flag Kit from PDS® Fence Products

-  **DESIGN:** High quality (HDPE) plastic with UV stabilizers.
-  **FINISHED SIZE:** When installed, the flag is 4' x 6' wide.
-  **MESH SIZES:** 2"  
(recommended to minimize spaces between slats).
-  **WIRE SIZE:** 11 & 9 gauge

Ask for details about the 25-year warranty



Made in the USA



**FENCE PRODUCTS**

Filtrona Extrusion (East)  
P.O. Box 370  
Athol, MA 01331  
1.800.755.7528

Filtrona Extrusion (West)  
3110 70th Ave. E.  
Tacoma, WA 98424  
1.800.822.7528

patented products from  FILTRONA EXTRUSION

# FENCE PRODUCTS SPECIFICATIONS

## AMERICAN FLAG KIT SIZE SPECS

SLAT TYPE	SLAT WIDTH	MESH SIZE	WIRE GAUGE	ACTUAL FLAG SIZE
FLAG KIT	1.38"	2"	9 OR 11	4' X 6' WIDE

### MATERIALS

The American Flag Kit utilizes the Finlink slat, and is extruded from High Density Polyethylene (HDPE), color pigments and ultra violet (UV) inhibitors, specifically designed to retard the harmful effects of the sun and lengthen the life of the product.

### DURABILITY

PDS® Fence Products are resistant to: severe weather conditions, salt water, sand, road dirt, most acids, alcohol, alkaline, ammonia, petroleum distillates, and common environmental pollutants.

### MAINTENANCE

Pressure cleaning of surface contaminants is quickly accomplished with plain water.

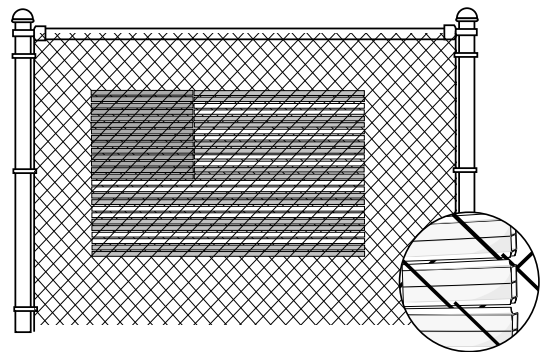
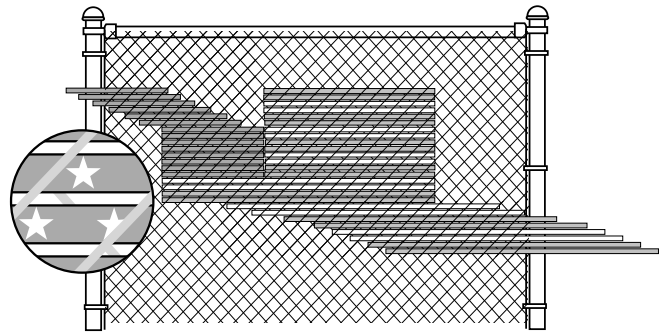
### LIMITED WARRANTY

The American Flag kit carries a 25-year, pro-rata warranty against breakage under normal conditions. Write Filtrona Extrusion for full warranty information.

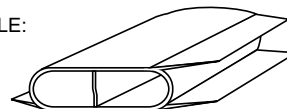
## HDPE TECHNICAL PROPERTIES

Property	Value
Melt Index	(.6) A low melt index indicates improved stress and crack resistance.
Density	(.957) Polyethylene ranges anywhere from .914 to .960 in density. A higher density yields maximum stiffness without becoming overly brittle.
Minimum Temp.	(-76° F) Polyethylene stays flexible even at this temperature extreme.
Maximum Temp.	(250° F) Polyethylene does not distort until reaching this temperature.
Tensile Strength	(3,700 psi) Material will not suffer distortion at lesser loads or impacts.

### INSTALLATION INSTRUCTIONS



PROFILE:



1. Slide the Blue slat horizontally into the wire from the left side. Make sure the 'flat' end is inserted into the wire first (this will ensure that the Blue, White and Red slat match-up squarely)
2. Slide the Red and White slats horizontally into the wire from the right side. Ensure that the 45.5" slats are used against the Blue. Make sure the 'flat' end is inserted into the wire first (this will ensure that the Blue, White and Red slat match-up squarely). Begin at the top of the flag using 2 (two) Red slats, alternating 2 (two) slats per Red and White.
3. Slide the remaining (69.5") Red and White slats horizontally into the wire from the right side (this will ensure that the Blue, White and Red slat match-up squarely).
4. Apply the White stars to the Blue section of the fence. There are sufficient stars to apply 50 to each side of the fence.

Contact your local fence professional for more information about our complete line of enhancement products.

